

Allocation breakdown for admission to Primary School 2025

The following information is based on the initial allocation on 16th April 2025 for applications received by the deadline of 15th January 2025. This information provides a statement of how places were allocated in line with the published admission arrangements.

Equal preference scheme

Places were allocated using an equal preference scheme. This arrangement allows each preference to be considered individually, taking account of the admissions criteria. Where a child can potentially be offered a place at more than one of the preferred schools the single offer is for the school ranked highest by the parent.

Where the number allocated exceeds the Published Admission Number, this could be due to multiple birth children being allocated to the same setting; a child with an EHC Plan or a looked after or previously looked after child being allocated.

For those children for whom no higher ranked preference could be offered, the designated area school (if there are places available) or the most accessible school with places is provisionally allocated, are referred to as Diverts in the table.

Oversubscription criteria

The oversubscription criteria published in this document are summaries of schools' published oversubscription criteria.

- For community or voluntary controlled schools their oversubscription criteria can be found in Appendix A of this document.
- For own admission authority primary and infant schools please visit the school website for more detailed information about their oversubscription criteria and any exceptions that may apply.

Oversubscribed schools waiting lists

Where the school is oversubscribed, these children have been provisionally placed on the waiting list pending confirmation from parents that they wish to remain on the waiting list.

Community or voluntary controlled schools

School	a) Looked after or previously looked after child	b) Medical social	c) Designated area with sibling	d) Designated area	e) Sibling not in designated area	f) Other children	Distance last child allocated	Diverts *	Published admission number	Number allocated	Preferences received
Aldryngton Primary School	0	0	8	17	2	18	0.777	0	45	45	144
Bearwood Primary School	0	0	7	8	0	5	N/A	0	45	20	58
Farley Hill Primary School	2	1	20	37	0	0	0.679	0	60	60	138
Gorse Ride Infants School	0	0	3	8	5	13	N/A	1	30	30	66
Highwood Primary School ***	0	0	11	8	9	14	N/A	0	60	42	102
Hillside Primary School	0	0	8	7	16	30	2.103	0	60	61****	146
Lambs Lane Primary School ***	1	0	13	16	0	0	0.941	0	30	30	98
Loddon Primary School	1	0	14	9	3	7	N/A	0	60	34	112
Radstock Primary School	3	0	7	7	4	5	N/A	1	45	27	86
Robert Piggott Infant School	0	0	14	13	5	3	N/A	0	45	35	75
The Colleton Primary School	0	0	10	17	3	0	2.605	0	30	30	84
Walter Infant School	0	0	9	21	12	11	N/A	0	90	53	144
Willow Bank Infant School	0	0	13	12	8	17	N/A	0	60	50	130
Winnersh Primary School	0	0	13	12	8	8	N/A	0	60	41	76
Woodley Primary School	0	0	11	13	5	7	N/A	2	45	38	85

Own admission authority primary and infant schools

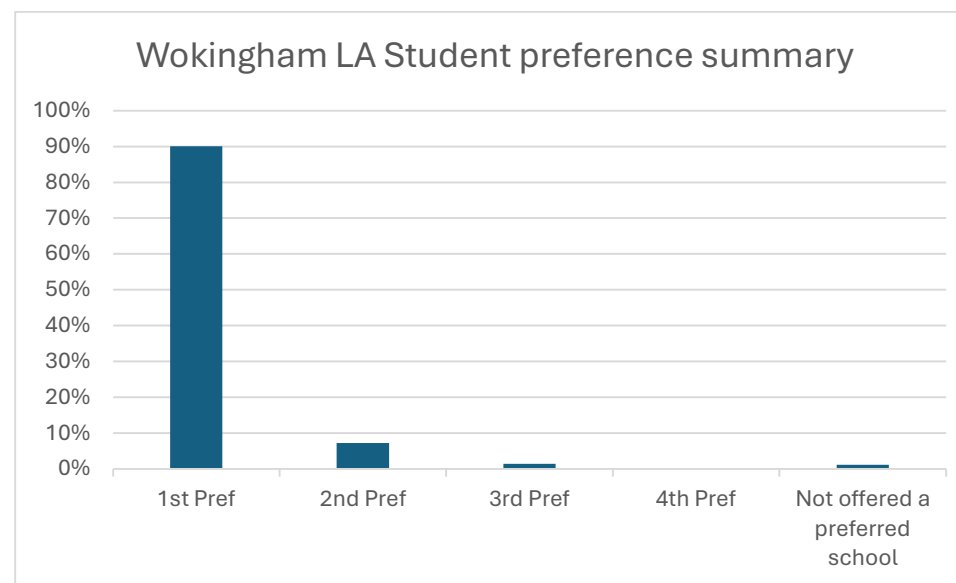
School	These schools set their own admissions criteria. Please visit the school website for more detailed information about their oversubscription criteria and any exceptions that may apply.	Criteria of last child allocated	Distance of last child allocated	Diverts *	Published admission number	Number allocated	Preferences received
Alder Grove C of E Primary School	Applications were ranked and approved by the Governing Bodies or Trustees of these schools in accordance with the school's published oversubscription criteria.	4	0.298	0	60	60	214
All Saints C of E Primary School ***		N/A	N/A	0	45	15	34
Beechwood Primary School		N/A	N/A	0	60	15	50
Crazies Hill C of E Primary School		N/A	N/A	0	15	6	19
Earley St Peter's C of E Primary School		N/A	N/A	0	70	41	89
Emmbrook Infant School		N/A	N/A	0	60	58	141
Evendons Primary School **		4	0.741	0	60	60	200
Finchampstead C of E Primary School		N/A	N/A	0	17	16	59
Floreat Montague Park Primary School		4	0.862	0	60	60	127
Grazeley Parochial C of E Primary School		5	1.433	0	30	30	82
Hatch Ride Primary School		N/A	N/A	1	30	23	62
Hawkedon Primary School		N/A	N/A	0	90	82	154
Keep Hatch Primary School		N/A	N/A	0	60	37	95
Nine Mile Ride Primary School *****		F	1.956	0	54	54	115
Oaklands Infant School		N/A	N/A	0	60	58	90
Polehampton C of E Infant School		N/A	N/A	0	60	42	112

School	These schools set their own admissions criteria. Please visit the school website for more detailed information about their oversubscription criteria and any exceptions that may apply.	Criteria of last child allocated	Distance of last child allocated	Diverts *	Published admission number	Number allocated	Preferences received
Rivermead Primary School	Applications were ranked and approved by the Governing Bodies or Trustees of these schools in accordance with the school's published oversubscription criteria.	N/A	N/A	0	60	59	154
Saint Sebastian's C of E Primary School		N/A	N/A	0	15	3	9
Shinfield Infant School		F	0.411	0	90	90	240
Sonning CE Primary School		8	1.390	0	30	30	94
South Lake Primary School		N/A	N/A	0	60	44	133
St Cecilia's C of E Primary School		N/A	N/A	1	30	23	91
St Dominic Savio Catholic Primary School		8	1.291	0	60	60	139
St Nicholas CE Primary School		5	4.668	0	20	20	76
St Teresa's Catholic Academy		N/A	N/A	0	45	40	84
The Coombes C of E Primary School		N/A	N/A	15	60	48	67
The Charvil Piggott Primary School		N/A	N/A	0	30	21	72
The Hawthorns Primary School		N/A	N/A	0	60	52	97
Wescott Infant School ***		N/A	N/A	0	56	45	129
Wheatfield Primary School **		N/A	N/A	0	30	26	96
Whiteknights Primary School		6	1.165	0	60	60	131
Windmill Primary School **		N/A	N/A	0	30	21	92

Key information

*	Places allocated against this column are for those children for whom no higher ranked preference could be offered, therefore the designated area school (if there are places available) or the most accessible school with places is provisionally allocated.
**	This school has commissioned the local authority to rank applications on its behalf in accordance with the school's policy and the ranked list was ratified at a meeting of the school's Governing Body or Academy Trust Board.
***	Places at the Resource unit are to be allocated by the Special Education Needs and Disabilities Team in accordance with the review of individual pupil assessments.
****	Where the number allocated exceeds the Published Admission Number, this could be due to multiple birth children being allocated to the same setting; a child with an EHC Plan or a looked after/previously looked after child being allocated. (This is classed as a permitted exception to Infant Class Size rules).
*****	For Nine Mile Ride Primary School the academy trust on behalf of the school agreed to take an additional 4 students above the planed admission number of 50.

Allocation statistics



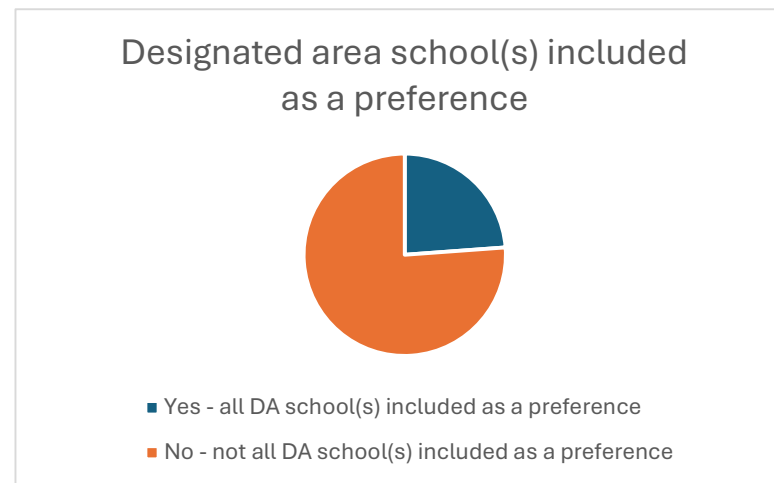
Wokingham LA student preference summary

The chart shows the breakdown of applicants who received their first, second, third or fourth preference school and those who were not offered a preferred school. 90% first preference. 7.2% second preference. 1.4% third preference. 0.2% fourth preference and 1.1% not offered a preferred school.

Unsuccessful applications

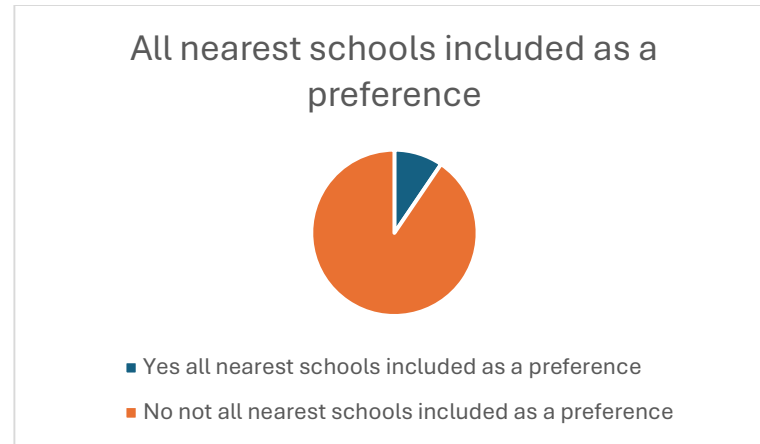
21 children were unsuccessful in their application for a preferred school. These children were allocated to either their designated area school or most accessible Wokingham school with places available.

The following charts seek to demonstrate factors that will have resulted in this outcome. Please note that some addresses will have more than one designated area Primary or Infant school.



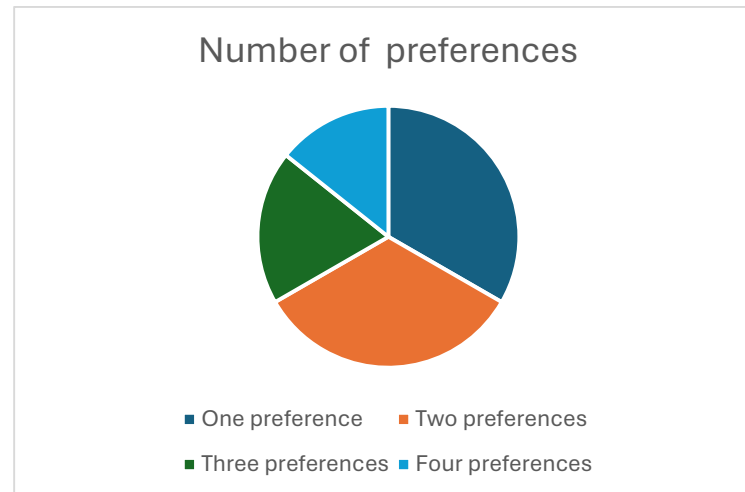
Designated area school(s) included as a preference

This chart shows that 5 out of 21 applicants who were unsuccessful in their application for a preferred school included all their designated area schools as preferences and 19 did not include all their designated schools as preferences.



All nearest schools included as a preference

This chart shows that 2 out of 21 applicants who were unsuccessful in their application for a preferred school included all their nearest schools as preferences and 19 did not include all their nearest schools as preferences.



Number of preferences

This chart shows the number of preferences per application for applicants who were unsuccessful in their application for a preferred school. 7 had one preference, 7 had two preferences, 4 had three preferences and 3 had four preferences.

Appendix A

The following oversubscription criteria, in order of priority, will be applied when a community or voluntary controlled school receives more preferences than places available.

- a. 'Looked after' children or children who were 'looked after', but ceased to be so because they were adopted or became subject to a residence order or special guardianship order (previous 'looked-after' children)
- b. Families who have exceptional medical or social needs as the grounds for their admission to a particular school
- c. In the case of a junior school, children who have attended an infant school with close links with the school. Siblings attending a school nursery cannot be considered. At the initial allocation, when a parent is applying for a Reception place at an infant school that has both a feeder and a sibling link to a junior school and that child has a sibling currently attending Year 2 of the infant school but who will have left by the time the younger child starts, the Reception applicant will be considered under the sibling criterion as part of the initial allocation. This is because, due to the feeder link, they will be expected to still have a sibling at the linked junior school at the time of admission.

Junior school	Linked infant school
Emmbrook Junior School	Emmbrook Infant School
Gorse Ride Junior School	Gorse Ride Infant School
Oaklands Junior School	Oaklands Infant School
Polehampton CE Junior School	Polehampton CE Infant School
Robert Piggott CE Junior School	Robert Piggott CE Infant School
St Pauls CE Junior School	Walter Infant School
Shinfield St Mary's CE Aided Junior School	Shinfield Infant School
Westende Junior School	Wescott Infant School
Willow Bank Junior School	Willow Bank Infant School

- d. Children whose permanent home address is **inside** the schools' designated area and who has a sibling at the school at the time of application, who is expected to be attending the school when the child will enter the school.
- e. Children whose permanent home address is in the school's designated area
- f. Children whose permanent home address is **outside** the schools' designated area and who has a sibling at the school at the time of application, who is expected to be attending the school when the child will enter the school.
- g. Any other children