

Wokingham Environmental Improvement Programme

Market Place & Peach Place

Monday 16 November 2015





THE PROPOSAL



MARKET DAY



LARGE FLEXIBLE TOWN SQUARE MAXIMISING SPACE AVAILABLE FOR EVENTS AND MARKETS TO TAKE PLACE. VEHICLE ACCESS FOR MARKETS, EVENTS AND ACCESS RIGHTS RETAINED.



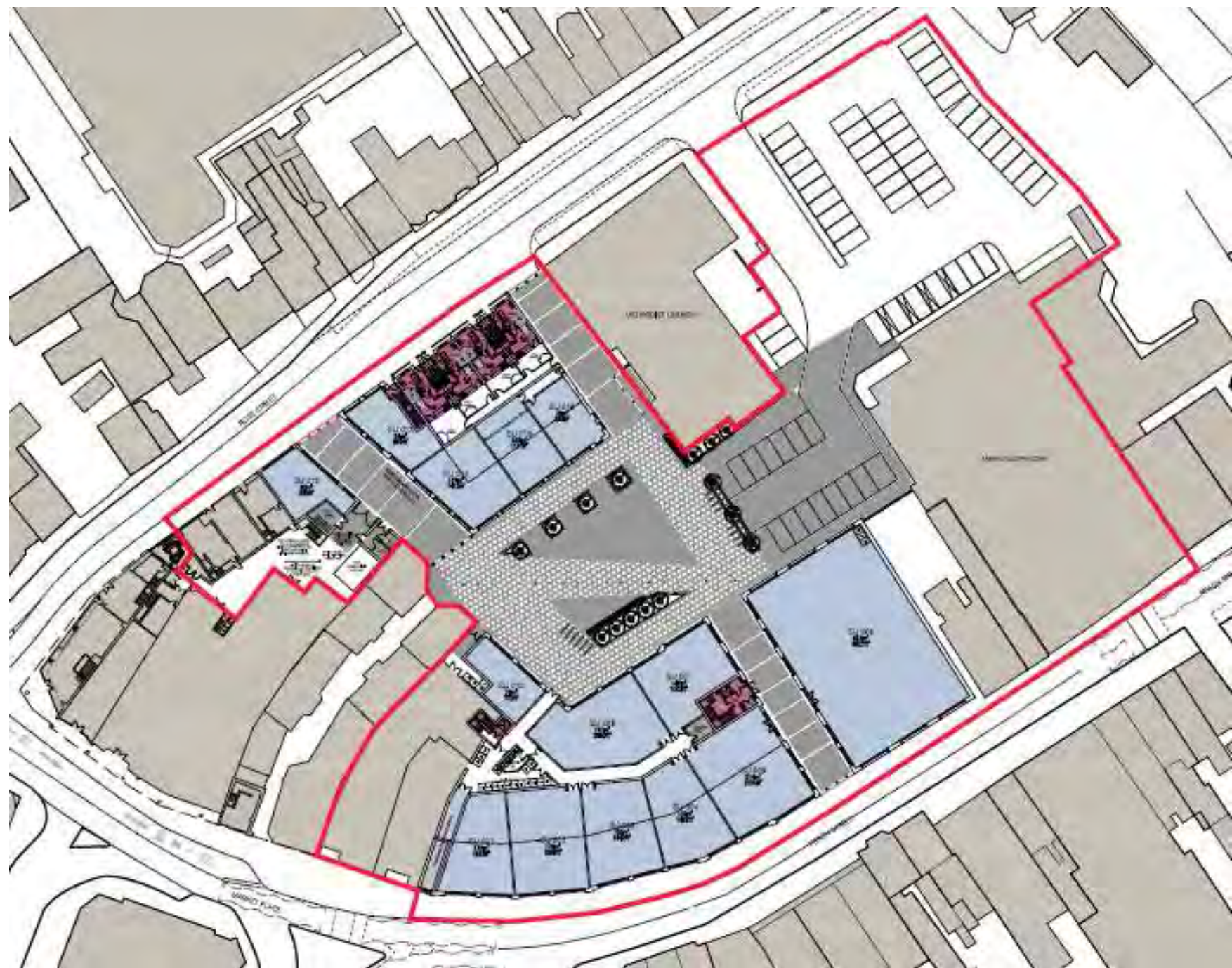
The Proposal



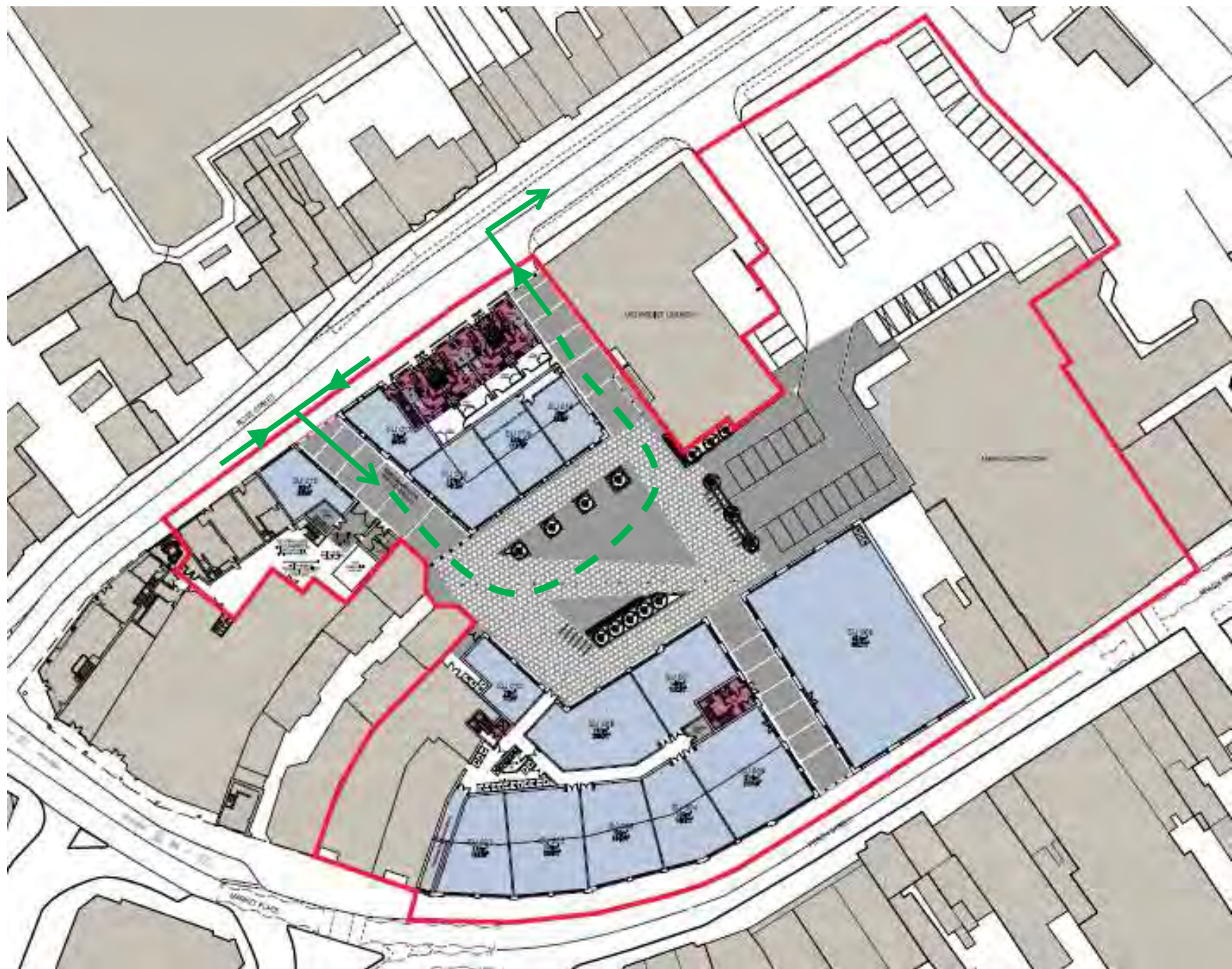
Market Day

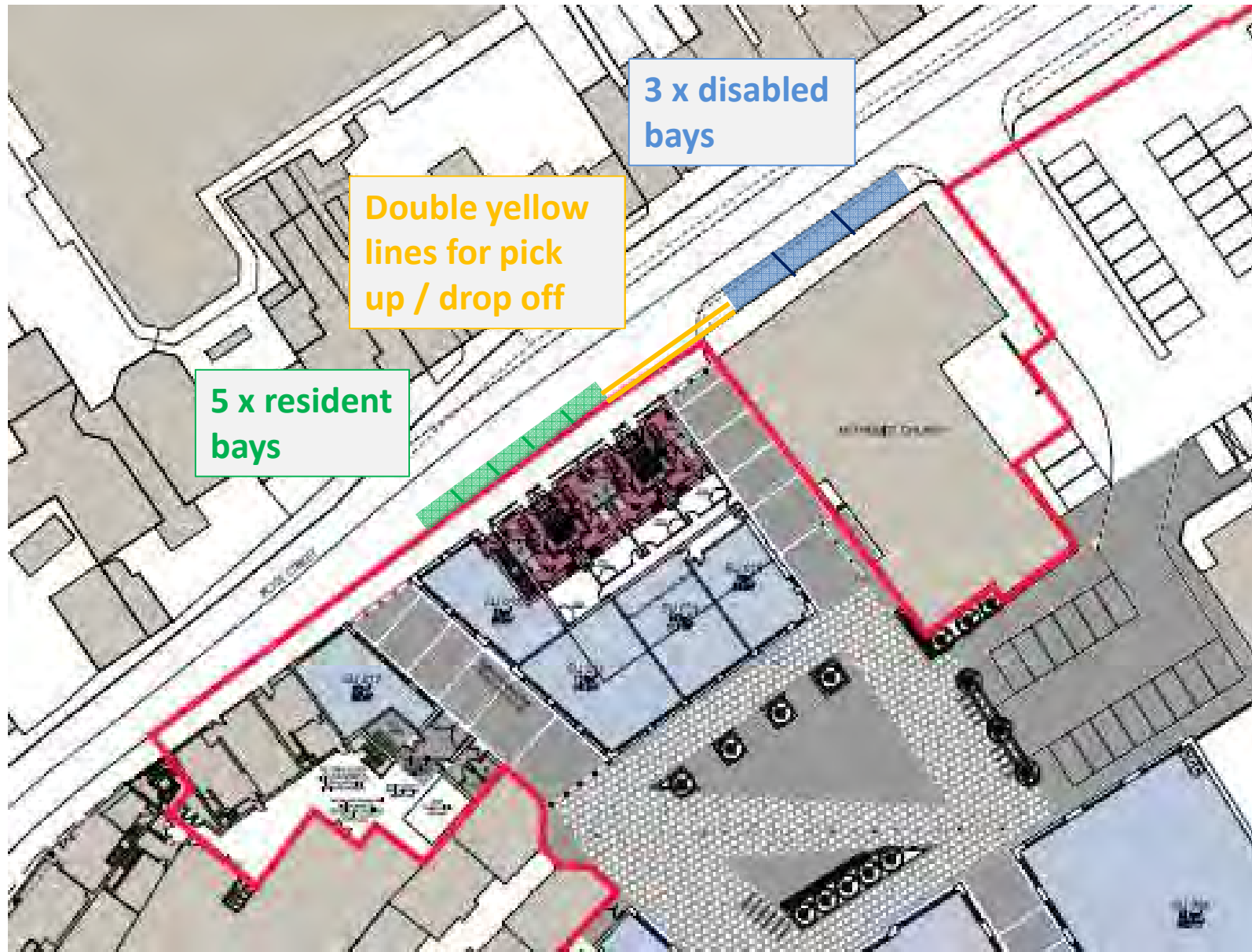












3 x disabled
bays

Double yellow
lines for pick
up / drop off

5 x resident
bays

ROLE OF MARKET PLACE AND PEACH PLACE IN THE WIDER CONTEXT

PUBLIC REALM IN WOKINGHAM



- COMPREHENSIVE LOOK AT ALL THE EXISTING STREETS AND SPACES IN WOKINGHAM
- PROPOSALS FOR A CO-ORDINATED APPROACH WHICH AIMS TO IMPROVE THE OVERALL EXPERIENCE OF THE TOWN CENTRE

PUBLIC REALM TYPES



PUBLIC REALM TYPES



MARKET PLACE – HISTORIC PLACE FOR
PUBLIC CELEBRATION AND TRADITION AT
THE HEART OF THE TOWN CENTRE. THE
POINT AT WHICH THE MAIN STREETS
MEET AND THE MAIN MARKET, EVENTS &
CIVIC SPACE.

PEACH PLACE – URBAN COURTYARD,
SMALLER, QUIETER, INTRIGUING
PEDESTRIAN SPACES AND ROUTES WHICH
CONNECT THE MAIN STREETS AND SPACES
OF THE TOWN CENTRE.

PUBLIC REALM EXAMPLES





SHEAF SQUARE, SHEFFIELD



SHEAF SQUARE, SHEFFIELD



HOWARDS STREET, SHEFFIELD



BARKERS POOL AND PEACE GARDENS, SHEFFIELD



CATHEDRAL SQUARE, PETERBOROUGH



CATHEDRAL SQUARE, PETERBOROUGH



LETCHWORTH STREET SCENE





POYNTON, CHESHIRE




WHARF GREEN, SWINDON



JUBILEE SQUARE, LEICESTER



WEST PARK GATEWAY, HULL



PLACE CRITERIA

- CLEAR ROLE AND FUNCTION
- RELATIONSHIP WITH SURROUNDING SPACES
- QUALITY OF EXPERIENCE
- LOCAL DISTINCTIVENESS
- CRAFTMANSHIP & DETAIL

DELIVERY CRITERIA

- COST
- FIT FOR PURPOSE
- PHYSICAL CONSTRAINTS
- SAFETY
- ACCESSIBILITY
- COMMUNITY ASPIRATION
- MAINTENANCE
- ENVIRONMENTALLY RESPONSIBLE