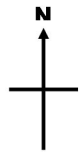


Appendix A

TRAFFIC COUNT DATA

CAVERSHAM BRIDGE. AUTOMATIC TRAFFIC COUNT

Project Reference	Wokingham Transport Model Update	Site ID	ATC_R115			Survey Period	28/09/2015 - 11/10/2015
Client	WSP Parsons Brinckerhoff	Site Location	Caversham Bridge, Reading			Start Date of Survey Period	28/09/2015
Survey Company Name	Traffic Survey Partners	Easting	471142	Latitude	51.47	End Date of Survey Period	11/10/2015
Prepared by	MM	Northing	174572	Longitude	-0.98	Weather conditions	
Checked by	SN	Link to location on Google Maps	Click for location			Incidents	
Comments						Units	Vehicles



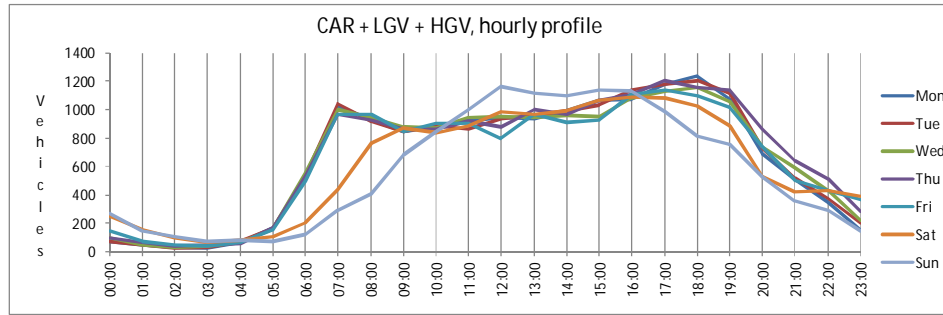
Directions

Direction 1	Northbound	NB
Direction 2	Southbound	SB



DIRECTION 1 Northbound

TIME	Mean values. CAR + LGV + HGV						
	Mon	Tue	Wed	Thu	Fri	Sat	Sun
00:00	69	69	98	100	145	254	271
01:00	51	50	52	65	73	152	146
02:00	30	25	30	37	49	98	102
03:00	27	34	42	46	38	66	76
04:00	64	72	68	60	65	79	77
05:00	168	164	158	166	155	107	73
06:00	508	533	551	532	497	206	123
07:00	1028	1041	1004	966	964	435	294
08:00	930	917	940	930	967	762	403
09:00	849	844	876	860	843	871	686
10:00	877	887	868	860	899	839	847
11:00	916	859	944	923	902	889	998
12:00	941	935	951	881	793	988	1164
13:00	936	962	944	1003	965	966	1116
14:00	989	992	959	971	908	989	1101
15:00	1069	1031	955	1064	928	1064	1135
16:00	1076	1135	1082	1103	1109	1093	1128
17:00	1178	1177	1134	1207	1137	1079	985
18:00	1237	1207	1159	1153	1094	1025	813
19:00	1073	1117	1054	1142	1014	889	758
20:00	690	729	742	860	738	530	526
21:00	512	522	591	646	506	424	354
22:00	351	372	431	512	431	429	293
23:00	153	199	219	281	365	388	146
TOTAL	15717	15867	15848	16362	15581	14615	13611



TOP 5 busiest hours

Mon	Tue	Wed	Thu	Fri	Sat	Sun
18:00	18:15	18:00	17:30	17:30	16:15	15:45
17:45	18:00	18:15	17:15	17:45	16:00	12:00
18:15	17:45	17:45	17:00	17:15	15:45	12:15
17:30	18:30	18:30	16:45	17:00	16:30	12:30
18:30	16:30	16:45	18:15	16:45	17:30	15:30

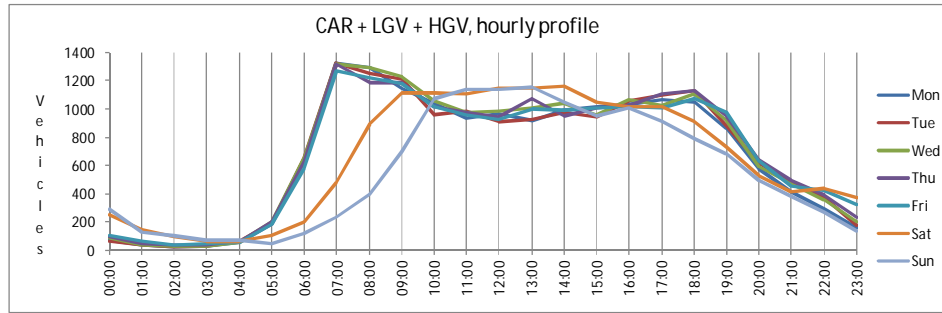
Busiest day of the week Thu
 Maximum flow on any day 1237
 Average Mon-Fri flow 15875
 Average Sat-Sun flow 14113

	Mon	Tue	Wed	Thu	Fri	Sat	Sun
% LGV	5.7%	5.1%	4.9%	4.6%	4.3%	3.7%	4.5%
% HGV	3.8%	3.9%	3.8%	3.9%	4.4%	2.9%	2.4%

TIME	Mean values. CAR							LGV							HGV						
	Mon	Tue	Wed	Thu	Fri	Sat	Sun	Mon	Tue	Wed	Thu	Fri	Sat	Sun	Mon	Tue	Wed	Thu	Fri	Sat	Sun
00:00	62	62	85	94	131	226	257	6	6	11	6	11	10	10	1	1	3	1	3	6	5
01:00	43	41	44	55	61	118	141	6	7	6	8	9	11	3	2	2	3	2	3	3	2
02:00	26	20	25	29	36	87	90	3	4	4	7	9	8	10	2	2	1	1	4	3	2
03:00	22	29	35	40	32	59	67	4	3	2	3	4	5	6	2	3	5	3	2	3	3
04:00	52	58	54	48	51	72	68	6	6	7	6	6	4	6	6	9	7	6	9	4	3
05:00	141	139	133	136	123	84	64	17	17	14	15	16	14	3	11	8	12	16	16	10	6
06:00	443	465	477	457	415	179	108	40	44	47	50	45	16	7	26	24	28	26	38	12	8
07:00	950	965	927	896	870	364	262	43	39	39	32	54	51	25	36	38	39	39	41	21	7
08:00	876	885	881	880	876	666	342	25	7	28	22	45	63	44	30	25	31	28	47	33	17
09:00	745	766	772	766	742	794	615	64	45	63	51	52	52	42	40	34	41	44	49	26	29
10:00	756	769	757	745	769	783	786	75	69	72	71	76	24	45	46	49	39	44	55	32	17
11:00	798	760	823	799	807	855	949	77	63	72	69	50	13	30	41	37	50	55	45	21	20
12:00	825	829	851	784	733	935	1110	68	59	57	52	21	20	31	49	48	44	45	40	33	23
13:00	816	827	833	886	881	912	1059	79	80	67	75	38	22	33	41	55	45	43	47	32	24
14:00	874	879	880	862	837	941	1043	70	71	45	59	31	24	34	46	43	34	50	40	24	24
15:00	962	928	881	966	855	1005	1054	71	65	35	59	27	37	47	37	39	40	40	47	23	35
16:00	1001	1049	1021	1019	1033	1032	1053	35	37	25	37	26	35	47	41	49	37	47	51	26	29
17:00	1103	1109	1057	1149	1078	1022	924	27	25	33	18	21	23	38	49	43	45	41	38	35	23
18:00	1152	1140	1096	1109	1042	969	762	50	30	27	15	20	30	35	35	38	36	30	33	26	17
19:00	1001	1034	987	1079	948	842	703	51	52	41	31	34	27	45	21	31	26	32	32	20	11
20:00	633	677	685	810	683	499	491	38	36	41	30	36	15	27	20	16	17	20	19	16	8
21:00	478	491	557	611	478	400	329	25	23	24	21	21	16	18	10	9	10	14	7	9	8
22:00	329	354	409	490	414	408	267	13	10	15	10	11	14	23	10	9	8	12	7	8	3
23:00	139	183	201	267	334	359	137	10	11	13	8	16	19	6	5	6	6	7	15	10	3
TOTAL	14220	14453	14466	14970	14224	13606	12678	895	803	782	749	673	547	609	602	612	601	643	684	430	324

DIRECTION 2 Southbound

TIME	Mean values. CAR + LGV + HGV						
	Mon	Tue	Wed	Thu	Fri	Sat	Sun
00:00	72	65	87	98	107	254	289
01:00	36	41	39	52	65	147	126
02:00	25	24	31	37	43	100	109
03:00	30	35	34	43	46	64	74
04:00	57	66	58	61	58	67	70
05:00	185	198	206	200	185	101	46
06:00	635	649	651	624	578	203	122
07:00	1328	1325	1316	1320	1266	480	235
08:00	1294	1249	1296	1186	1220	892	398
09:00	1147	1208	1225	1188	1182	1114	702
10:00	1039	957	1054	1013	1015	1116	1071
11:00	936	982	974	973	957	1106	1135
12:00	964	913	985	943	924	1146	1135
13:00	920	930	1005	1074	1004	1147	1152
14:00	992	977	1043	948	989	1164	1051
15:00	1014	945	963	1005	1011	1047	955
16:00	1030	1056	1063	1026	1017	1019	1006
17:00	1065	1101	1021	1109	1009	1019	914
18:00	1047	1130	1103	1129	1074	911	785
19:00	863	879	922	952	980	733	682
20:00	576	618	594	646	632	527	493
21:00	413	480	472	492	457	412	380
22:00	290	373	361	386	420	441	269
23:00	162	181	205	232	321	370	141
TOTAL	16114	16375	16700	16730	16555	15574	13332



TOP 5 busiest hours

Mon	Tue	Wed	Thu	Fri	Sat	Sun
07:15	07:15	07:30	07:15	07:30	12:15	12:30
07:30	07:00	07:15	07:00	07:15	11:45	12:30
07:45	07:30	07:45	08:30	07:00	13:45	13:00
07:00	08:45	07:00	07:30	07:45	13:45	10:45
08:00	08:30	08:00	08:45	08:00	12:45	10:45


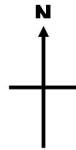
Busiest day of the week Thu
 Maximum flow on any day 1328
 Average Mon-Fri flow 16495
 Average Sat-Sun flow 14453

Mon	Tue	Wed	Thu	Fri	Sat	Sun	
% LGV	9.0%	8.4%	9.3%	8.4%	9.1%	9.0%	8.8%
% HGV	3.6%	3.2%	3.3%	3.5%	3.2%	2.1%	1.5%

TIME	Mean values. CAR							LGV							HGV						
	Mon	Tue	Wed	Thu	Fri	Sat	Sun	Mon	Tue	Wed	Thu	Fri	Sat	Sun	Mon	Tue	Wed	Thu	Fri	Sat	Sun
00:00	52	43	58	66	64	178	221	15	15	26	29	37	71	64	5	7	4	4	6	6	4
01:00	28	26	23	32	38	92	97	5	9	11	14	19	52	23	4	7	5	6	8	3	6
02:00	15	15	16	24	22	60	64	8	5	9	9	13	34	45	3	4	7	4	9	6	0
03:00	23	20	20	28	32	40	46	5	9	5	8	8	22	24	3	7	9	7	7	3	4
04:00	41	50	42	42	39	40	48	8	11	9	8	13	21	20	9	6	7	11	6	6	2
05:00	141	156	169	149	141	75	39	29	26	23	35	25	20	6	16	17	14	16	19	7	1
06:00	527	548	542	519	466	166	99	78	70	84	77	86	24	19	31	31	26	29	27	14	5
07:00	1190	1200	1190	1193	1109	381	200	111	97	98	89	123	78	22	28	29	28	38	34	21	13
08:00	1183	1165	1191	1102	1097	770	340	76	52	81	59	82	94	49	36	33	25	26	41	28	9
09:00	1005	1080	1046	1049	1007	985	615	103	94	126	92	130	101	68	39	35	53	47	46	29	19
10:00	879	823	874	841	876	1008	975	109	93	129	118	98	85	80	52	41	51	55	42	24	16
11:00	794	836	799	808	816	1030	1031	89	100	117	114	100	58	87	54	46	59	52	42	19	17
12:00	826	791	845	809	822	1059	1049	96	82	99	95	68	68	73	42	40	42	39	35	20	13
13:00	768	782	855	903	899	1070	1053	104	103	106	123	67	64	85	49	46	45	48	38	14	14
14:00	836	843	908	818	883	1078	960	102	97	99	90	72	68	80	54	37	36	40	35	18	11
15:00	871	844	864	886	904	960	874	101	73	66	87	74	70	70	43	28	33	33	34	17	12
16:00	938	970	967	917	934	929	933	72	63	70	82	62	80	61	21	23	26	27	22	11	12
17:00	1004	1036	953	1051	932	952	837	44	48	52	43	57	49	67	17	17	17	15	21	19	11
18:00	969	1076	1037	1068	1011	832	729	58	42	51	43	49	63	48	20	13	15	19	14	16	8
19:00	771	799	838	883	881	663	624	74	62	70	50	81	59	51	18	18	15	20	18	12	7
20:00	494	528	507	583	541	460	441	65	76	72	45	75	57	42	17	14	15	18	16	11	10
21:00	359	410	401	440	395	354	326	44	59	57	40	51	49	46	10	11	15	12	11	9	8
22:00	245	308	304	332	354	364	235	34	54	49	41	61	70	30	11	11	9	14	6	7	5
23:00	131	133	149	198	258	308	125	24	38	50	27	58	55	14	8	10	6	8	6	7	2
TOTAL	14084	14477	14590	14735	14515	13847	11958	1446	1372	1553	1413	1502	1407	1169	585	526	557	583	538	321	206

READING BRIDGE. AUTOMATIC TRAFFIC COUNT

Project Reference	Wokingham Transport Model Update	Site ID	ATC_RBC116			Survey Period	05/10/2015 - 18/10/2015
Client	WSP Parsons Brinckerhoff	Site Location	B3345 George Street			Start Date of Survey Period	05/10/2015
Survey Company Name		Easting	471877	Latitude	51.46	End Date of Survey Period	18/10/2015
Prepared by		Northing	174243	Longitude	-0.97	Weather conditions	
Checked by		Link to location on Google Maps	Click for location			Incidents	
Comments						Units	Vehicles

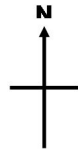


Directions

Direction 1	Southbound	SB
Direction 2	Northbound	NB

SONNING BRIDGE. AUTOMATIC TRAFFIC COUNT

Project Reference	Wokingham Transport Model Update	Site ID	ATC_WBC120		Survey Period	29/09/2014 - 12/10/2014
Client	WSP Parsons Brinckerhoff	Site Location	SITE 120- B478 Playhatch Road, Sonning		Start Date of Survey Period	29/09/2014
Survey Company Name		Easting		Latitude	End Date of Survey Period	12/10/2014
Prepared by		Northing		Longitude	Weather conditions	
Checked by		Link to location on Google Maps	Click for location		Incidents	
Comments					Units	Vehicles



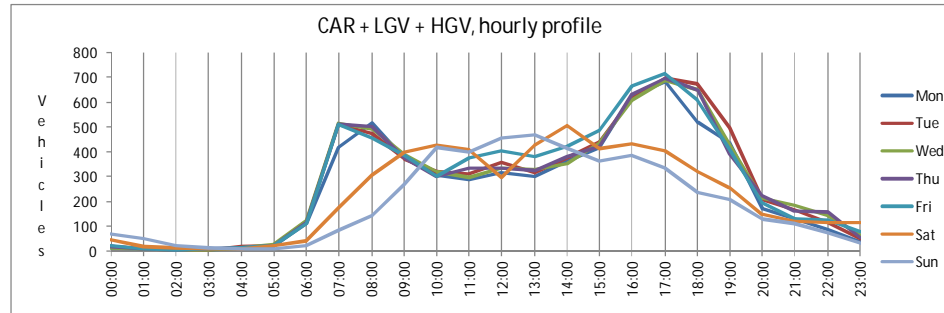
Directions

Direction 1	Eastbound	EB
Direction 2	Westbound	WB



DIRECTION 1 Eastbound

Mean values. CAR + LGV + HGV							
TIME	Mon	Tue	Wed	Thu	Fri	Sat	Sun
00:00	12	18	12	17	24	46	68
01:00	8	8	10	8	10	20	49
02:00	7	4	4	3	6	12	23
03:00	6	5	6	11	11	8	13
04:00	15	16	15	15	12	11	10
05:00	23	24	26	24	25	21	10
06:00	112	121	123	116	111	44	22
07:00	418	510	516	511	509	178	83
08:00	515	474	491	502	458	306	144
09:00	376	370	390	378	387	400	270
10:00	305	321	319	304	300	427	420
11:00	289	312	298	335	374	408	399
12:00	316	357	333	336	403	297	453
13:00	303	318	330	323	381	427	471
14:00	365	376	355	380	423	509	414
15:00	420	443	438	421	487	416	361
16:00	630	612	609	634	666	431	386
17:00	681	697	688	699	718	405	337
18:00	519	676	653	651	610	323	237
19:00	435	496	429	392	407	253	207
20:00	173	211	213	223	195	148	129
21:00	131	165	186	162	132	120	109
22:00	88	116	143	156	126	118	73
23:00	35	51	63	57	78	115	33
TOTAL	6177	6698	6646	6655	6849	5439	4717



TOP 5 busiest hours

Mon	Tue	Wed	Thu	Fri	Sat	Sun
n/a	n/a	n/a	n/a	n/a	n/a	n/a
n/a	n/a	n/a	n/a	n/a	n/a	n/a
n/a	n/a	n/a	n/a	n/a	n/a	n/a
n/a	n/a	n/a	n/a	n/a	n/a	n/a
n/a	n/a	n/a	n/a	n/a	n/a	n/a

Busiest day of the week Fri
 Maximum flow on any day 718
 Average Mon-Fri flow 6605
 Average Sat-Sun flow 5078

	Mon	Tue	Wed	Thu	Fri	Sat	Sun
% LGV	n/a	n/a	n/a	n/a	n/a	n/a	n/a
% HGV	n/a	n/a	n/a	n/a	n/a	n/a	n/a

TIME	Mean values. CAR							LGV							HGV							
	Mon	Tue	Wed	Thu	Fri	Sat	Sun	Mon	Tue	Wed	Thu	Fri	Sat	Sun	Mon	Tue	Wed	Thu	Fri	Sat	Sun	
00:00	n/a	n/a	n/a	n/a	n/a	n/a	n/a	n/a	n/a	n/a	n/a	n/a	n/a	n/a	n/a	n/a	n/a	n/a	n/a	n/a	n/a	n/a
01:00	n/a	n/a	n/a	n/a	n/a	n/a	n/a	n/a	n/a	n/a	n/a	n/a	n/a	n/a	n/a	n/a	n/a	n/a	n/a	n/a	n/a	n/a
02:00	n/a	n/a	n/a	n/a	n/a	n/a	n/a	n/a	n/a	n/a	n/a	n/a	n/a	n/a	n/a	n/a	n/a	n/a	n/a	n/a	n/a	n/a
03:00	n/a	n/a	n/a	n/a	n/a	n/a	n/a	n/a	n/a	n/a	n/a	n/a	n/a	n/a	n/a	n/a	n/a	n/a	n/a	n/a	n/a	n/a
04:00	n/a	n/a	n/a	n/a	n/a	n/a	n/a	n/a	n/a	n/a	n/a	n/a	n/a	n/a	n/a	n/a	n/a	n/a	n/a	n/a	n/a	n/a
05:00	n/a	n/a	n/a	n/a	n/a	n/a	n/a	n/a	n/a	n/a	n/a	n/a	n/a	n/a	n/a	n/a	n/a	n/a	n/a	n/a	n/a	n/a
06:00	n/a	n/a	n/a	n/a	n/a	n/a	n/a	n/a	n/a	n/a	n/a	n/a	n/a	n/a	n/a	n/a	n/a	n/a	n/a	n/a	n/a	n/a
07:00	n/a	n/a	n/a	n/a	n/a	n/a	n/a	n/a	n/a	n/a	n/a	n/a	n/a	n/a	n/a	n/a	n/a	n/a	n/a	n/a	n/a	n/a
08:00	n/a	n/a	n/a	n/a	n/a	n/a	n/a	n/a	n/a	n/a	n/a	n/a	n/a	n/a	n/a	n/a	n/a	n/a	n/a	n/a	n/a	n/a
09:00	n/a	n/a	n/a	n/a	n/a	n/a	n/a	n/a	n/a	n/a	n/a	n/a	n/a	n/a	n/a	n/a	n/a	n/a	n/a	n/a	n/a	n/a
10:00	n/a	n/a	n/a	n/a	n/a	n/a	n/a	n/a	n/a	n/a	n/a	n/a	n/a	n/a	n/a	n/a	n/a	n/a	n/a	n/a	n/a	n/a
11:00	n/a	n/a	n/a	n/a	n/a	n/a	n/a	n/a	n/a	n/a	n/a	n/a	n/a	n/a	n/a	n/a	n/a	n/a	n/a	n/a	n/a	n/a
12:00	n/a	n/a	n/a	n/a	n/a	n/a	n/a	n/a	n/a	n/a	n/a	n/a	n/a	n/a	n/a	n/a	n/a	n/a	n/a	n/a	n/a	n/a
13:00	n/a	n/a	n/a	n/a	n/a	n/a	n/a	n/a	n/a	n/a	n/a	n/a	n/a	n/a	n/a	n/a	n/a	n/a	n/a	n/a	n/a	n/a
14:00	n/a	n/a	n/a	n/a	n/a	n/a	n/a	n/a	n/a	n/a	n/a	n/a	n/a	n/a	n/a	n/a	n/a	n/a	n/a	n/a	n/a	n/a
15:00	n/a	n/a	n/a	n/a	n/a	n/a	n/a	n/a	n/a	n/a	n/a	n/a	n/a	n/a	n/a	n/a	n/a	n/a	n/a	n/a	n/a	n/a
16:00	n/a	n/a	n/a	n/a	n/a	n/a	n/a	n/a	n/a	n/a	n/a	n/a	n/a	n/a	n/a	n/a	n/a	n/a	n/a	n/a	n/a	n/a
17:00	n/a	n/a	n/a	n/a	n/a	n/a	n/a	n/a	n/a	n/a	n/a	n/a	n/a	n/a	n/a	n/a	n/a	n/a	n/a	n/a	n/a	n/a
18:00	n/a	n/a	n/a	n/a	n/a	n/a	n/a	n/a	n/a	n/a	n/a	n/a	n/a	n/a	n/a	n/a	n/a	n/a	n/a	n/a	n/a	n/a
19:00	n/a	n/a	n/a	n/a	n/a	n/a	n/a	n/a	n/a	n/a	n/a	n/a	n/a	n/a	n/a	n/a	n/a	n/a	n/a	n/a	n/a	n/a
20:00	n/a	n/a	n/a	n/a	n/a	n/a	n/a	n/a	n/a	n/a	n/a	n/a	n/a	n/a	n/a	n/a	n/a	n/a	n/a	n/a	n/a	n/a
21:00	n/a	n/a	n/a	n/a	n/a	n/a	n/a	n/a	n/a	n/a	n/a	n/a	n/a	n/a	n/a	n/a	n/a	n/a	n/a	n/a	n/a	n/a
22:00	n/a	n/a	n/a	n/a	n/a	n/a	n/a	n/a	n/a	n/a	n/a	n/a	n/a	n/a	n/a	n/a	n/a	n/a	n/a	n/a	n/a	n/a
23:00	n/a	n/a	n/a	n/a	n/a	n/a	n/a	n/a	n/a	n/a	n/a	n/a	n/a	n/a	n/a	n/a	n/a	n/a	n/a	n/a	n/a	n/a
TOTAL																						

